

CITY OF KARRATHA

YOUTH RECREATION AREA - WICKHAM SOUTH

CONCEPT DESIGN REPORT

studio₃

LANDSCAPE ARCHITECTURE

T 0408 555 271
E sam@studiothree.com.au
W <http://www.studiothree.com.au>

PREPARED FOR:



REVISION	DATE	ISSUE	AUTHOR
A	10/06/2025	CLIENT	SH
B	02/07/2025	CLIENT	SH
C	25/07/2025	CLIENT	SH

CONTENTS

Introduction:.....	2
Site analysis.....	3
Conceptual ideation	5
Consultation summary.....	10
Concept design	12
Palettes	15
Appendices	17

Appendix A Concept Design Drawings
Appendix B OPC

INTRODUCTION

The City of Karratha (CofK) and the community of Wickham South have identified a need for additional youth recreational infrastructure in the Wickham South Park area – in particular the development of a 3x3 basketball court, given youth in Wickham have a strong affiliation with basketball.

Studio 3 Landscape Architecture have been engaged by the CofK to undertake a site assessment and produce a concept design for the youth recreation area in Wickham South Park.

This report is intended to provide a holistic overview and summary of the processes and the approach to the development of the concept design.



View into proposed site area

SITE ANALYSIS

The site is at the southern end of Wickham South Park – an established recreational space that includes a grassed oval, pathway network, playground, shelters and BBQ areas and landscaped natural areas. It was designed and built as part of the Wickham South residential area in 2012.

The grassed oval serves as a destination for casual kick about and occasional overflow training for local sporting clubs.

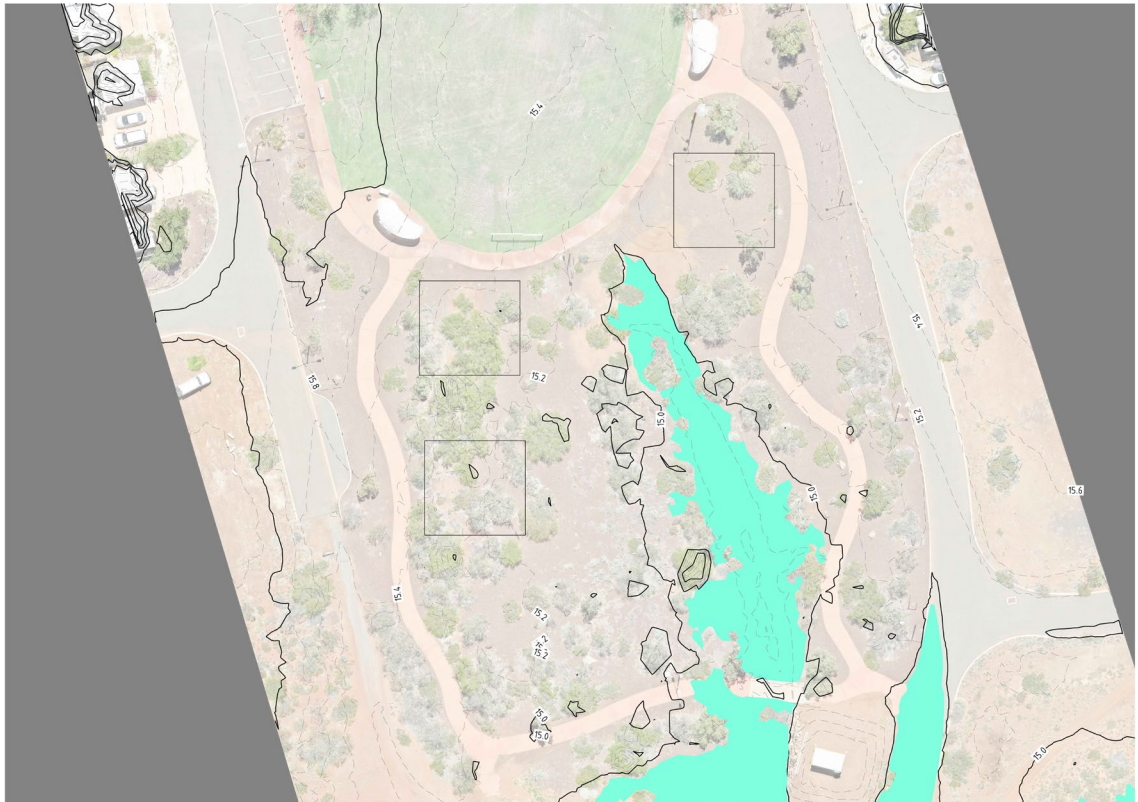
The POS functions as a retention basin for stormwater surface runoff which is diverted into a swale to the south of the reserve. This swale and associated contouring together with flood data provided by the CofK serves as a primary constraint to the location and extent of the proposed youth area.



Aerial view of site

Following background research and review of site information provided by the CofK, Studio 3 visited the site to further investigate opportunities and constraints. A number of potential locations for the youth area were explored with the footprint of a 3x3 basketball court the key driver. These were narrowed down to 3 preferred options with consideration given to:

- existing contouring to minimise earthworks and retaining
- current amenity and programming within the reserve
- ease of access
- CPTED principles – clear lines of sight into, across, from and through the site
- opportunity for ideal north south orientation of the basketball court
- maintaining site drainage
- minimising the need for clearing existing vegetation
- opportunity for future 3 x UAT toilet building location as part of the site assessment.



Site Analysis



View into proposed site

CONCEPTUAL IDEATION

Vision Statement -

“The Wickham South Park Youth Recreation area will provide a multidiscipline facility catering to a range of abilities, skill levels and ages with 3x3 basketball as a central component to the concept. It will integrate with and complement the existing facilities and natural character in the reserve and be inviting, family friendly and inclusive. It will provide the local community with a sense of ownership, reflecting the identity of Wickham.”

The location and orientation of the selected components in the design, organic flow in the hardworks, use of colour and materiality is inspired by and seeks to incorporate the surrounding natural landscape and frame the vistas beyond to the outcropping and unique Pilbara horizon.



A number of precedent projects were visited and examined by the project team to provide examples of youth areas for comparison in size, infrastructure and best practice approaches to assist in guiding the development of the concept design.



Scarborough Foreshore Youth Area



Shoreline Park, North Coogee



Montario Youth Area, Shenton Park

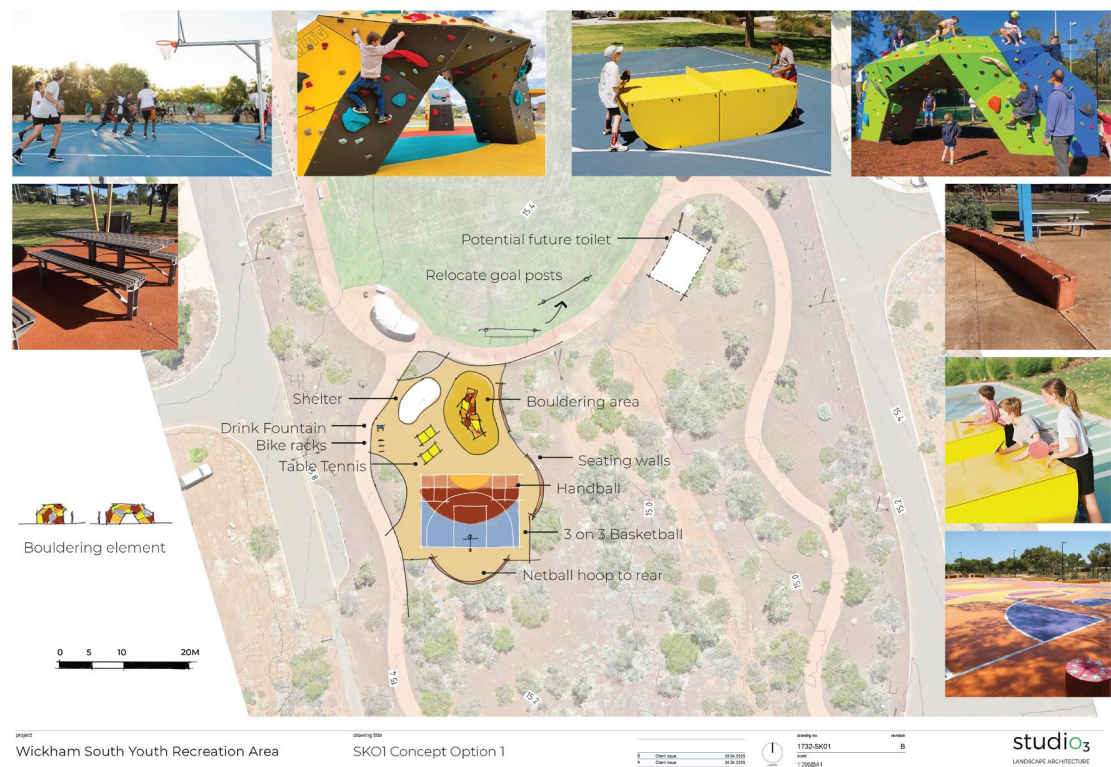


South Beach Sports Hub, Fremantle

Design criteria and key components for possible inclusion were identified with consideration of the budget.

- 3x3 basketball court
- Netball hoop
- Handball
- Table Tennis
- Bouldering
- Hit up wall
- Shelter and furniture
- Drink Fountain
- Bike Racks
- Peripheral shade trees
- Provision for future 3xUAT toilet building

Three schematic concept designs were then developed for presentation as part of CofK community engagement for this project.



Concept Option I



Concept Option 2



Concept Option 3

The CofK facilitated the presentation of the three concept options to the community for discussion, workshopping and feedback over a number of weeks from 6 May – 22 May 2025. Over 146 responses were received.

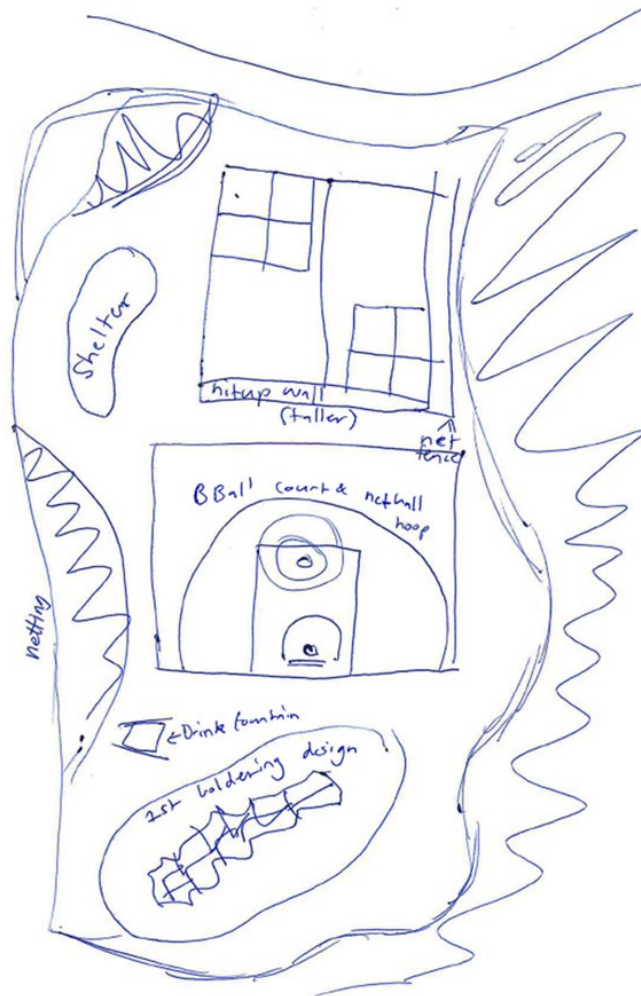


1. Public Open Forum at Wickham – Studio 3 Lead
2. The Base Youth Workshop
3. Wickham Primary School Workshop
4. Youth Advisory Group Workshop
5. What We Make It Online Platform

Page 10

The Youth Advisory Group (YAG) workshop favoured option 2, but also highly valued the Bouldering element – as a workshop exercise they redesigned Concept Option 2, removing table tennis while including the Bouldering and repositioning the hit up wall.

The community were in favour of all the proposed activities and inclusions with the exception of the table tennis. There were many requests for the inclusion of additional shade and toilets however these elements are outside the scope of the concept design at this stage.



YAG workshop member ideas sketch – redesign Concept Option 2

Studio 3 comments on the YAG redesign:

- The repositioning of the hit up wall creates a CPTED issue – reducing visibility with poor natural passive surveillance to the areas south of the hit up wall.
- The estimated costs of increased areas and materials and addition of Bouldering exceeds the available budget.
- Netting would be problematic due to cyclone activity and ongoing maintenance requirements.

On review of the results of the engagement, and in response; Studio 3 sought to further develop the design of Concept Option 1 to include a hit up wall while keeping estimated costs within budget.

FINAL CONCEPT DESIGN

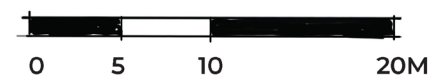


KEY

- 1 3X3 Basketball court
- 2 Bouldering area with rubber softfall
- 3 Hit up wall
- 4 Netball goal ring area
- 5 Handball - 3 courts
- 6 New shelter and seating to match existing
- 7 Bike racks
- 8 Buffer landscape areas with new tree planting
- 9 Drink fountain and bottle refill
- 10 Curved seating walls
- 11 New native shade trees




Bouldering element section





Bouldering




Basketball



Multi ball sports



Multi sport hit up wall



Concept Design Statement -

- The location and orientation of the selected components in the design, geometric flow and patterns in the ground plane, and use of colour and materiality, define spaces within the site.
- With options for handball, netball, bouldering, 3x3 basketball and multisport hit up – the functional elements of the design offer excellent recreational value.
- Sight lines are maintained with good natural passive surveillance from and into the reserve and surrounding POS.
- A youth area shelter to match the existing shelters in the reserve will assist to tie the development into the reserve aesthetic and serve as a shaded base for users to hang out.
- The Australian designed and manufactured Bouldering element will add an exciting, challenging and healthy activity that is proving extremely popular in parks and urban areas.
- The design preserves buffer areas of existing planting to soften the hardscape.
- Seating walls surround the space with generous planting of native shade trees.
- Materiality in the hardscape and equipment provides cyclone rated structural integrity while at the same time the opportunity for climatic relief in the use of timber composites, high performance laminate panels with polymer holds in the bouldering equipment, and Rebound Ace CoolTop sports surfacing.




PALETTES


Colours and materials will be selected to complement the reserve and add to a unique Wickham South identity for this space.



Bouldering options



Basketball/netball tower - Grand Slam



Rebound Ace sport surface CoolTop



Formed concrete seating walls




Freestanding brick hit up wall



Bike rack




Drink fountain



Coloured concrete paving



Shelter & furniture to match existing



Bouldering options



TPV coloured rubber softfall